

MEDICAID WORK REQUIREMENTS

H.R. 1: SNAP and Medicaid Work Requirement Work Streams

IT/Systems Improvement & Upgrades

- DSS has been approved to submit an Advanced Planning Document to CMS to assist with funding

DSS Staffing Enhancement

- DSS has been approved for additional staffing and overtime

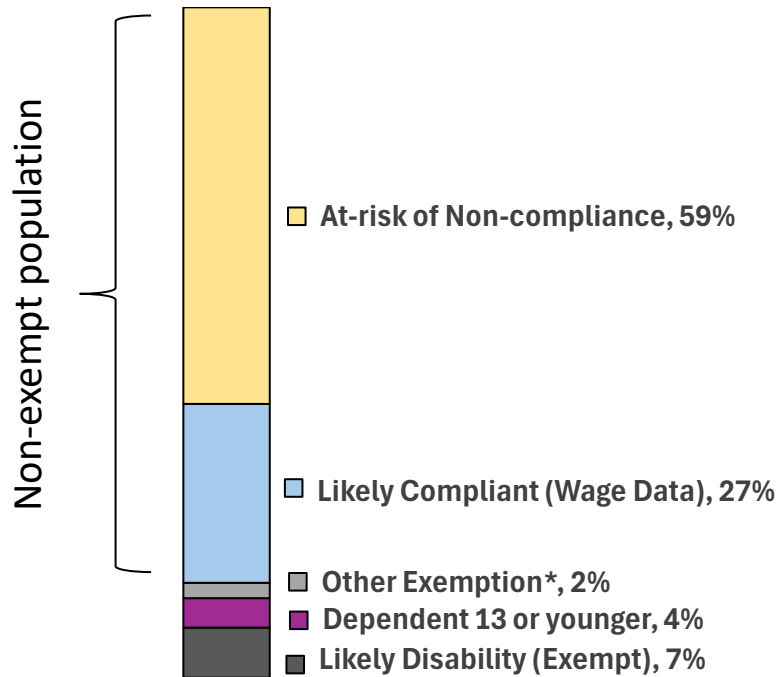
Exemption Analysis

- Deep analysis on exemption cohorts in order to target outreach and maximize *ex parte* renewal opportunities

CMS has confirmed H.R.1 only impacts
Medicaid expansion adults (HUSKY D).

Applicable Population: Low Income Adults

Based on HUSKY D membership in July 2025 (n=321k)



Low Income Adults HUSKY D	Count July 2025	Percentage
Likely Disability (Exempt)	24 k	7%
Dependent 13 or younger	14 k	4%
Other Exemption*	7 k	2%
Likely Compliant (Wage Data)	86 k	27%
At-risk of Non-compliance	190 k	59%
Total	321 k	100%

Notes

- Ex parte verifications via SNAP are not currently included in the sizing above due to evolving SNAP Work Requirement policies.

* Other exemption criteria include age (not 19-64) and Medicare participation. Other exclusion criteria for future consideration include drug/alcohol treatment center, recent release from incarceration, Tribe members, veteran with rated disability, and parent/caretaker of individual with disability. Temporary Family Assistance (TFA), which also administers work requirements, is not expected to impact HUSKY D because TFA requires having child dependents (i.e., HUSKY A).

Medicaid Work Requirements among HUSKY D

Towns sorted by non-exempt individuals (descending); data from July 2025

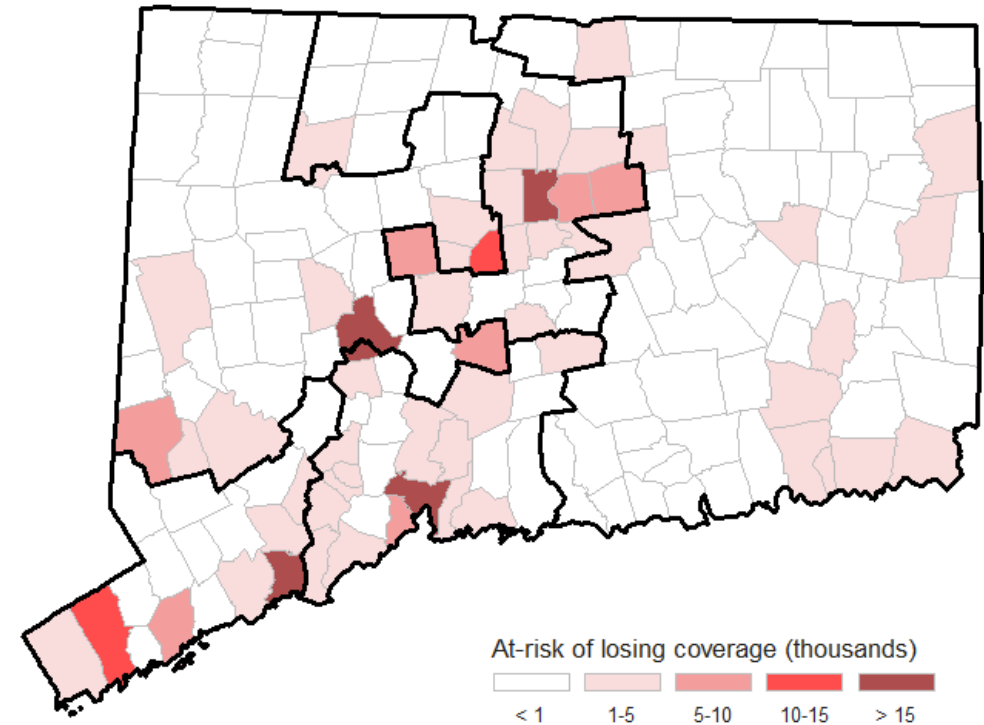
Town	Population (2021 Census)	HUSKY D Individuals	Non-exempt Population ¹	At-risk of Non-Compliance ²
Bridgeport	148,012	24,334	20,607	14,167
Hartford	119,970	24,995	20,347	13,583
New Haven	132,893	22,106	18,243	12,826
Waterbury	114,356	21,230	17,566	12,231
New Britain	73,301	12,454	10,218	6,683
Stamford	135,806	11,133	10,051	7,113
Norwalk	91,375	7,667	6,924	4,765
Meriden	60,418	8,004	6,679	4,323
Danbury	86,086	7,165	6,405	4,435
East Hartford	50,798	6,647	5,612	3,446
West Haven	55,147	6,314	5,444	3,553
Manchester	59,473	6,207	5,323	3,353

¹ Based on cursory review of age (not 19-64), Medicare status, disability/SSI flags, or parent to child <14.

² Using Department of Labor (DOL) wage data and education status (full-time or half-time).

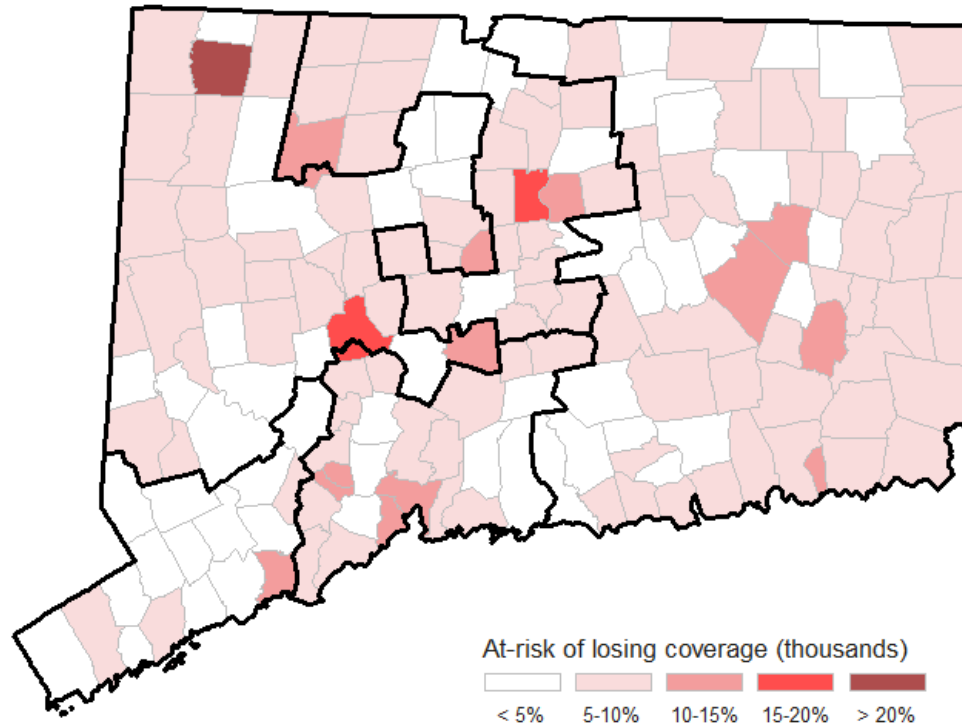
CT Medicaid Enrollees Not Exempt from Work Requirements

Does not include ex parte verifications (e.g., DOL wage data)



CT Medicaid Enrollees Not Exempt from Work Requirements

Does not include ex parte verifications (e.g., DOL wage data)



CT Medicaid Enrollees Not Exempt from Work Requirements

Does not include ex parte verifications (e.g., DOL wage data)

